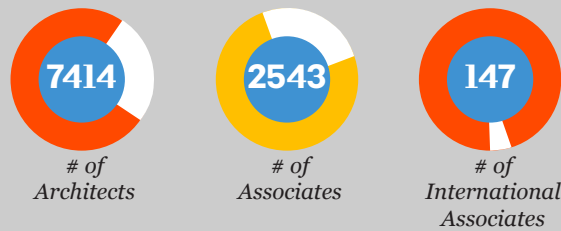
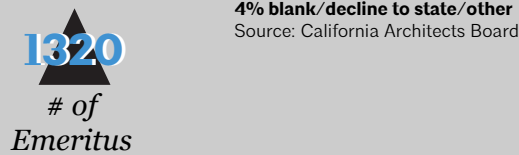
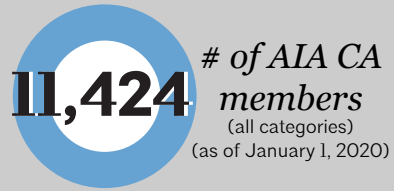


2019 AIA CA Dashboard

A visual guide of the profession and membership in California.

Demographics in CA



How California Compares

Exam Completion Timeline
AXP: CA – 4 yrs, National – 4.2 yrs
ARE: CA – 3 yrs, National – 2.2 yrs

Licensure
Reciprocal Licenses: CA – 71%, National – 52%
Resident License: CA – 29%, National – 48%

Unique to California:
California has the highest number of IPAL students in the country

of Students
90 USC
25 Woodbury
29 NewSchool

Source: <https://www.ncarb.org/nbtn2019/jurisdictions>

Architectural Education

College/University	Bachelors	Masters	Doc
Academy of Art University	2		
Cal Poly, Pomona	78	14	
Cal Poly, San Luis Obispo	142	8	
CC of the Arts	29	26	
NewSchool	69	20	
SC Institute of Architecture	48	115	
UC Berkeley	118	52	6
UCLA	19	89	2
USC	90	102	
Woodbury University	70	17	
California Baptist University	9	6	

1,131

B.Arch, M.Arch and Pre-professional degrees awarded in 2018.

Source: <http://nces.ed.gov/collegenavigator/>

Licensure

21,520

total licensees in CA

360

New Licensees

(since January 1, 2019)



34% penetration

52

Deceased

Source: California Architects Board

Advocacy

Number of Regular Session Bills introduced in 2019:
2700+

Categories we use to describe bill issues:

Climate Action	Urban Design
Sustainability	Infill
Resilience	Liens
Planning	Redevelopment
Transit	Liability
Storm Water	Professions
Building Codes	Interior Design
CEQA	Public Works
Disabled Access	Infrastructure
Energy	Alternative Project Delivery Method
Health Facilities	Seismic
School Facilities	Taxes
Housing	

Number of Bills AIA CA Monitored in 2019
50

Number of Bills AIACC Actively Lobbied in 2019
35

Sponsored Legislation in 2019
2 bills
Win: Historic Preservation
Loss: Conflict of Interest

Membership Survey Regarding Long Range Planning Goals

In July of 2019, AIA Members and stakeholders in the profession were asked their thoughts on what AIA California's long-term goals should be.

Who took the survey?

- 290 Total Responses
- 2.5% of Membership
- All 22 Local Components are Represented
- 52 identified as an emerging professional
- 25 identified as an educator
- 188 identified as a practicing architect
- 36 identified as working in a non-traditional field

Top themes of answers included:

1. Climate Change / Sustainable Design
2. Housing Attainability
3. Protecting the Future of the Profession
4. Regulations, Codes, Local Development Process
5. Value of Licensure
6. Community Local Planning
7. Citizen Architect / Advocacy for the Profession

What moonshot goal should AIA California take leadership of?

Licensing Exam Pass Rate

ARE 5.0 Pass Rate (Fiscal 2018/2019)*

Construction & Evaluation **64%**

Practice Management **45%**

Programming & Analysis **45%**

Project Development & Documentation **43%**

Project Management **57%**

Project Planning & Design **35%**

CSE Pass Rate (Fiscal 2018/2019)* 60%

*Source: California Architects Board