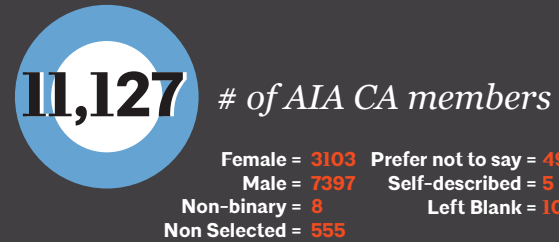


DEMOGRAPHICS IN CALIFORNIA

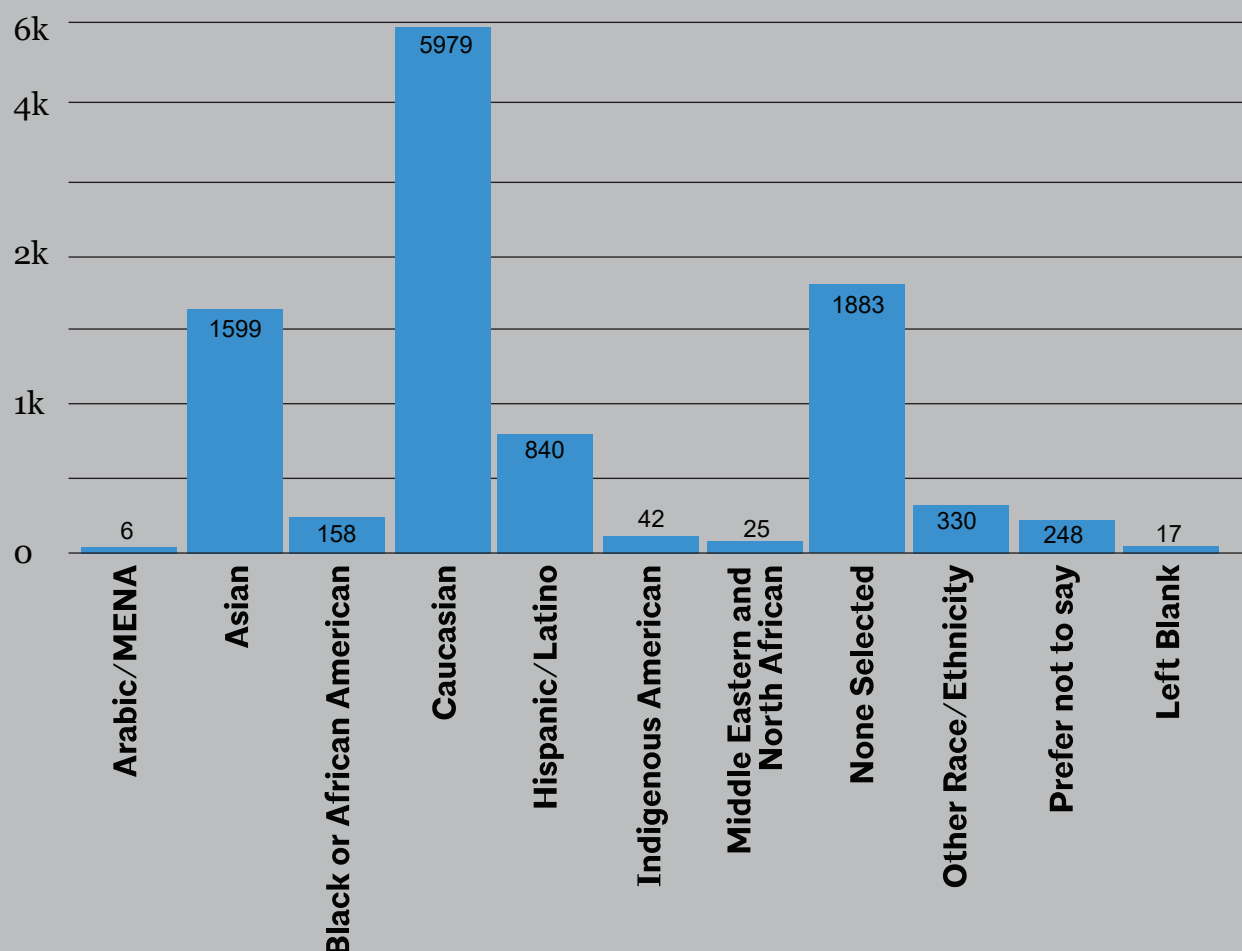


HOW CALIFORNIA COMPARES

Exam Completion Timeline
 AXP: CA - 4.7 yrs | National - 4.8 yrs
 ARE: CA - 2.8 yrs | National - 2.7 yrs

Licensure
 Architects in California - 21,069
 AIA CA Penetration - 36%
 Architects in the United States - 121,603
 Reciprocal License: CA - 20% | National - 136613
 Resident License: CA - 80%

AIA CA MEMBER ETHNICITY DEMOGRAPHICS



Source: AIA Fonteva Database

ADVOCACY

Bills reviewed by Staff:
2079

Issues AIA CA Lobbied:

- Housing
- Climate Action
- Adaptive Reuse
- ADU Law
- CALGreen Updates
- Embodied Carbon
- International Existing Building Code
- Protecting Architects Copyright
- Advertising Regulations
- Sales Tax on Services

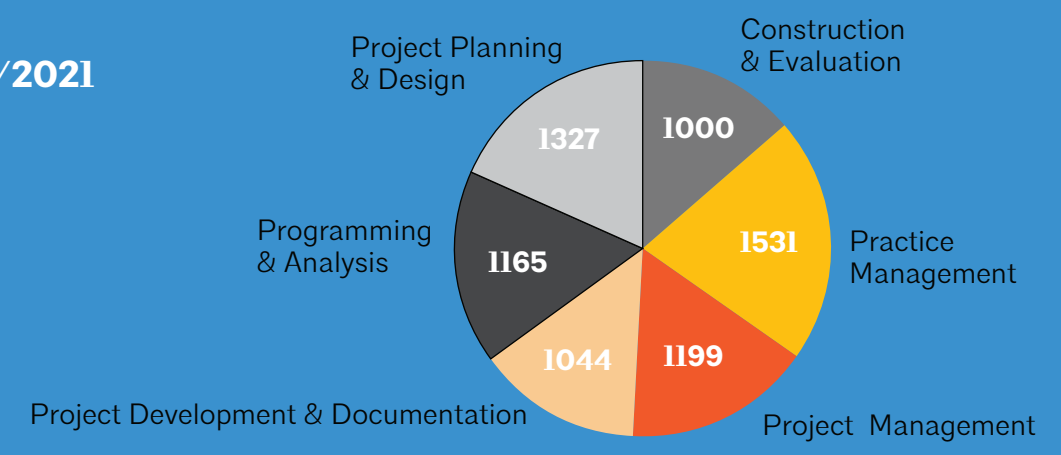
AIA CA'S LEARNING PRESENCE

of Webinars: 52
 # of Participants: 16,116
 # of CE units provided: 106.5
 # of HSW units provided: 71.5
 # of ZNCD units provided: 17
 # of OnDemand units provided: 24.5



ARE PASS RATES

2020/2021



AIA CA'S VIRTUAL REACH

AIACalifornia.org Website

Total page views: **438.652**
 # of Individual Users: **114,433**

Relevance (Weekly Enewsletter)

Most clicked on article: **2021 Demystifying Fellowship Webinar** (02/23/2022)

Social Followers (a. o. 12.31.22)

LinkedIn: **1978** Facebook: **1609**
 Instagram: **3025** Twitter: **5594**